

H.S. Primer Surfacer A-300

Technical Support: 1.800.526.6704

Product Description A-300™ H.S. Primer Surfacer is a premium, two-component acrylic urethane primer formulated with advanced resin to provide excellent build, filling capabilities and color holdout, superior intercoat adhesion, fast dry times and better overnight cure through. A-300 H.S. Primer Surfacer is easy to sand and can be applied over a variety of substrates.


Components

- 
 - Primers** **A-300 (Grey)**
 - Activators** **ICA Series 799–803**
 - Thinners** **ICR Series 1692–1695**

Typical Substrates

- OEM primer
 - GRP/fiberglass
 - Epoxy primer surfacer
 - Polyester putties
 - Existing finishes in good condition
 - A-514 Etch Primer
 - Thermoplastic acrylic
 - Old lacquer finishes
- After primer applied to the complete panel:*

Surface Preparation




Mask around area to be primed to eliminate unwanted overspray. Clean and dry the surface. Sand surface with P220–P380 grit abrasive. Remove all sanding debris with ICR-0014™ or ICR-0020™.

Mix Ratio


Pot Life @ 72°F / 22.2°C

Viscosity @ 72°F / 22.2°C

Regular Build



- Primer** **3 Parts**
- Activator** **1 Part**
- Thinner** up to **15%**




1½– 2 hours

11 secs Zahn 3


| Grey Shade | | | | |
|--------------|-------------|-------------|------------|------------|
| Code | Description | GS-4 | GS-5 | GS-6 |
| | | Ratio | Ratio | Ratio |
| A-300 | Grey | 100% | 98% | 92% |

Gun Set Up



- High Efficiency**
1.4 mm–1.6 mm
- HVLP**
1.4 mm–1.6 mm


Air Pressure



- High Efficiency**
15–29 psi
@ the gun
- HVLP**
6–10 psi
@ the cap

NOTE: Refer to individual gun manufacturer for proper spray gun setting

Application



2–3 medium wet coats

H.S. Primer Surfacer

A-300

Dry Times to Sand @ 72°F / 22.2°C



| | |
|-------------------|--|
| Flash | 5–10 minutes between coats |
| Air Dry | 1½–3 hours |
| Baking | 20–30 minutes @ metal temperature of 140°F / 60°C |
| Short Wave | 5–10 minutes |

Sanding



| | |
|------------------------|-----------|
| Dry & D.A.: | P400–P600 |
| Water Sanding: | P500–P600 |

Recoat

Topcoat within 24 hours after sanding. If time exceeds 24 hours, the primed surface must be sanded and cleaned again prior to application of primer and topcoat.

Topcoats

When dry and sanded, topcoat with:

- Prospray 2K Sealers
- Prospray Single Stage
- Prospray Basecoat/Clearcoat

Special Notes / Clean Up



Painting Plastics A-300 H.S. Primer Surfacer can be applied over properly prepared and primed plastic.
Clean Up Clean equipment after use with a cleaning solvent. Dispose of solvent according to state, local and federal regulations.

Physical Data

| | |
|---|---------------------|
| VOC (RTS) per U.S. Gal (3:1:up to 15%) | 4.58 lbs /gal |
| Approximate Dry Film Build | 2–3 mils |
| Total Solids | 54.7% |
| Coverage / US Gal (RTS) | Approx. 150 sq. ft. |

Health and Safety



For professional use only. KEEP OUT OF REACH OF CHILDREN. WARNING! CONTENTS ARE FLAMMABLE. VAPOR AND SPRAY MIST IS HARMFUL. SKIN AND EYE IRRITANT.

Do not handle the Prospray products until the Material Safety Data Sheets have been read and understood in their entirety. Ensure that all employees are trained on Material Safety Data Sheets and all chemicals with which they come into contact. The manufacturer recommends the use of an air-supplied respirator when exposed to vapors or spray mist. Wear protective clothing, gloves and eye safety with a side shield.

This data sheet information is given in good faith but without warranty. The information contained herein represents the current state of our knowledge and is intended as a guide to our products and their uses; it is not intended for insurance of certain product properties or of their specific applications.

Follow all warnings on product labels.